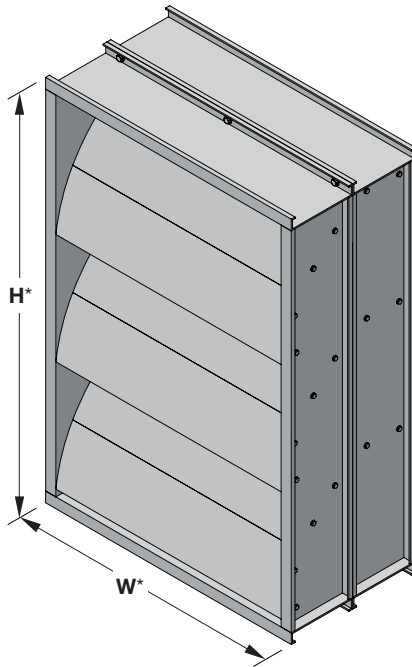


ALL-LITE

EAA-1245

Acoustical Louver
12" deep • 45° Insulated Airfoil Blade



EAA-1245

(standard)

*Louver dimensions furnished approximately 1/2" (13) undersize.

The EAA-1245 airfoil blade acoustical louver provides low static pressure loss and reliable noise reduction over a wide range of frequencies. The EAA-1245 is available in a wide array of finishes including custom color matching and is ideally suited for intake or exhaust application on standby generator enclosures.

Standard Construction

Material: Mill finish 6063-T5 extruded aluminum

Frame: 12" deep × 0.081" thick (305 × 2) channel

Blades: 45° × 0.081" (2) thick airfoil style with a 26 ga. (0.55) thick perforated backing packed with noncombustible insulating material.

Screen: 1/2" × 0.063" (12.7 × 1.6) expanded and flattened aluminum

Mullion: Visible

Minimum Size: 12" × 36" (305 × 914)

Maximum Size:

Single section: 60" × 120" (1524 × 3048)

Multiple section: Unlimited

Ratings

Free Area: [48" × 48" (1219 × 1219) unit]: 3.3 ft² (0.31 m²)
20.7%

Performance @ Beginning Point of Water Penetration

Free Area Velocity: 999 fpm (5.08 m/s)

Air Volume Delivered: 3,307 cfm (1.56 m³/s)

Pressure Loss: 0.09 in.wg. (22 Pa)

Velocity @ 0.15 in.wg. Pressure Loss: 1,300 fpm (6.60 m/s)

Design Load: 30 psf

Acoustical Performance:

Octave Band	2	3	4	5	6	7
Center Freq. (hz)	125	250	500	1000	2000	4000
Transmission Loss	7	8	11	13	12	11
Noise Reduction	13	14	17	19	18	17

Options

■ Factory finish:

- High Performance Fluoropolymer
- Baked Enamel
- Clear Anodize
- Prime Coat
- Integral Color Anodize

■ Frame options:

- 1-1/2" (38) flange frame
- Stucco flange
- Custom-size flange
- Glazing frame

■ Installation hardware

- Clip angles
- Continuous angles

■ Alternate bird or insect screens

■ Insulated or non-insulated blank-off panels

■ Filter racks

■ Hinged frame

■ Subframe

■ Head and/or sill flashing

■ Burglar bars

■ Frame closure

■ Net OD (actual size)

NOTE: Dimensions in parentheses () are millimeters.
Information is subject to change without notice or obligation.

PERFORMANCE

EAA-1245

Acoustical Louver
12" deep • 45° Insulated Airfoil Blade

Free Area (ft²)

Width (Inches)

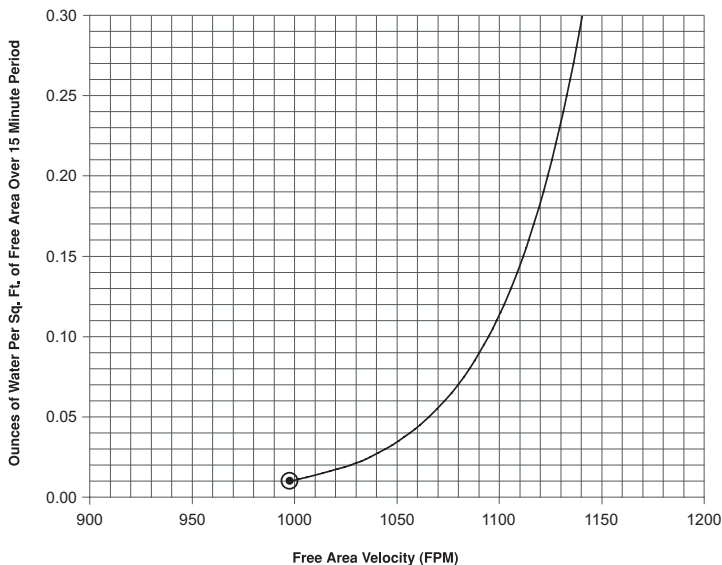
	12	18	24	30	36	42	48	54	60
42	0.4	0.7	1.0	1.2	1.5	1.8	2.0	2.3	2.6
48	0.4	0.6	0.8	1.0	1.2	1.5	1.7	1.9	2.1
54	0.7	1.2	1.6	2.0	2.4	2.9	3.3	3.7	4.2
60	0.6	1.0	1.4	1.8	2.2	2.6	2.9	3.3	3.7
72	1.0	1.6	2.2	2.8	3.4	4.0	4.6	5.2	5.8
78	0.9	1.5	2.0	2.6	3.1	3.7	4.2	4.8	5.3
84	1.3	2.0	2.8	3.6	4.3	5.1	5.9	6.6	7.4
36	1.2	1.9	2.6	3.3	4.1	4.8	5.5	6.2	6.9
90	1.6	2.5	3.4	4.3	5.3	6.2	7.1	8.1	9.0
96	1.5	2.4	3.2	4.1	5.0	5.9	6.8	7.6	8.5
102	1.8	2.9	4.0	5.1	6.2	7.3	8.4	9.5	10.6
108	1.7	2.8	3.8	4.9	5.9	7.0	8.0	9.1	10.1
114	2.1	3.4	4.6	5.9	7.2	8.4	9.7	11.0	12.2
120	2.0	3.2	4.5	5.7	6.9	8.1	9.3	10.5	11.7
	2.4	3.8	5.2	6.7	8.1	9.5	11.0	12.4	13.8

Height (Inches)

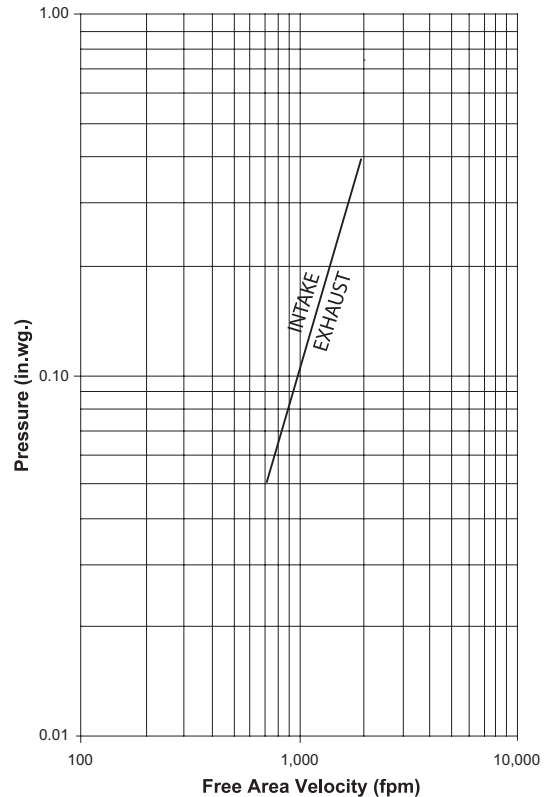
Water Penetration

AMCA defines the beginning point of water penetration as the free area velocity at the intersection of a simple linear regression of test data and the line of 0.01 ounces of water per square foot of free area measured through a 48" x 48" louver during a 15 minute period. The AMCA water penetration test provides a method for comparing louver models and designs as to their efficiency in resisting the penetration of rainfall under specific lab conditions. We recommend that intake louvers are selected with a reasonable margin of safety below the beginning point of water penetration in order to avoid unwanted penetration during severe storm conditions.

Beginning Point of Water Penetration = 999 fpm



Pressure Loss

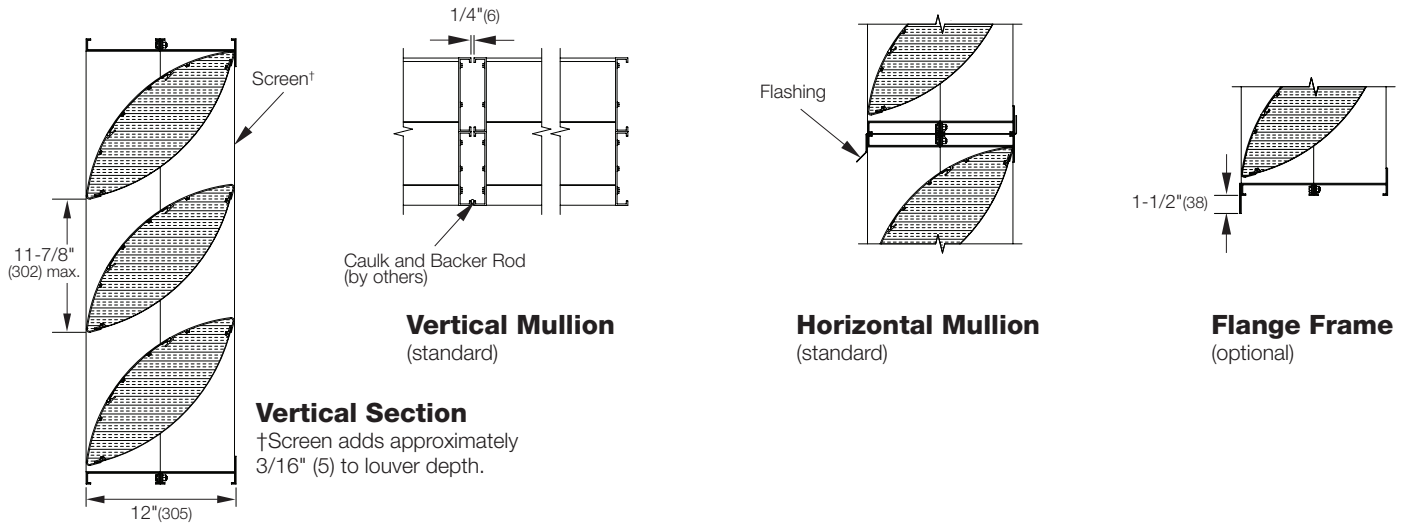


Louver Test Size = 48" x 48" (1219 x 1219)
Pressure loss tested in accordance with Figure 5.5 of AMCA Standard 500-L. Data corrected to standard air density.

EAA-1245

Acoustical Louver
12" deep • 45° Insulated Airfoil Blade

Attributes



Supplemental Options

